




SPECIFICATIONS - AVANT 525LPG


LIFT CAPACITY


800
kg


ENGINE POWER

23
hp LPG


LIFT HEIGHT

2,8
m


SPEED

10
km/h

SPECIFICATIONS

Length	2430 mm
Width	see table
Height	1985 mm
Weight	1150 + 170 kg
Standard wheels	23x10.50-12" grass/TR
Transmission, drive	hydrostatic
Pulling force	900 kp
Drive speed max.	10 km/h
Aux. hydraulics oil flow / pressure	36 l/min 185 bar
Turning radius inside/outside	995 / 2050 mm
Max. lifting height (with telescop...	2790 mm
Tipping load *	800 kg
Max. breakout force / 50 cm	1100 kg
Engine make and type	Kubota DF752
Engine output (ISO Gross)	16 kW (23 hp)
Fuel	LPG

*) Load is measured at 400 mm from the attachment coupling plate, including attachment weight (70 kg).

DIMENSIONS



WIDTH

Wheel size	Profile	Machine width
27 x 8.50 - 15 *	tractor	1005 mm
23 x 8.50 - 12	tractor or grass	1090 mm
23 x 10.50 - 12	tractor or grass	1140 mm
26 x 12.00 - 12 *	tractor or grass	1290 mm

*) Bigger wheels will increase total machine height by 20-35 mm

HEIGHT WITH CAB

Wheels	L Cab	LX Cab	DLX Cab
23" wheels	2020 mm	2010 mm	2030 mm
26" wheels & 320/60-12	2035 mm	2025 mm	2045 mm
27" wheels	2048 mm	2038 mm	2058 mm

